


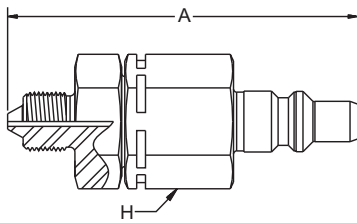


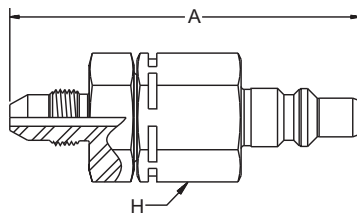
**HP006**  
**Nipple**  
**With Check Valve**

Part Number	Connection Type	A Overall Length	H Hex Size	Maximum Working Pressure
#				
		inch	inch	psi
HP006-2-A9	Type "M" (9/16" - 18 threads)	3.28	1.19	30,000
HP006-2-A12	Type "M" (3/4" - 16 threads)	3.30	1.19	30,000
HP006-2-HM4	1/4" High Pressure Male	3.45	1.19	30,000
HP006-2-LM6	3/8" Medium Pressure Male	3.52	1.19	20,000
HP006-2-NFB	1/4" NPT Female	3.26	1.19	15,000
HP006-2-NFC	3/8" NPT Female	3.25	1.19	15,000
HP006-2-NMB	1/4" NPT Male	3.34	1.19	15,000
HP006-2-NMC	3/8" NPT Male	3.34	1.19	15,000
HP006-2-NMD	1/2" NPT Male	3.43	1.19	15,000
HP006-2-X13	Low Angle Face Seal (9/16" - 18 threads)	3.35	1.19	30,000

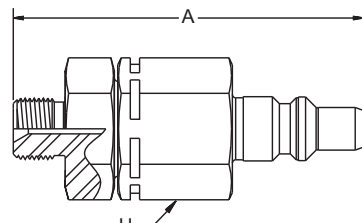
**D**



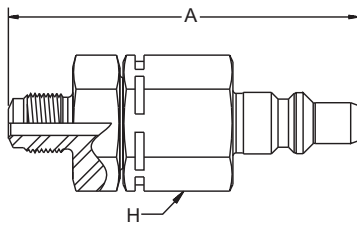
**HP006-2-HM4**



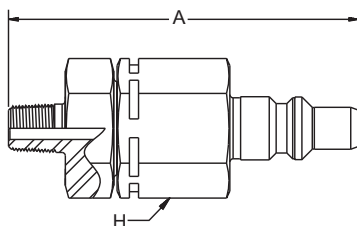
**HP006-2-LM6**



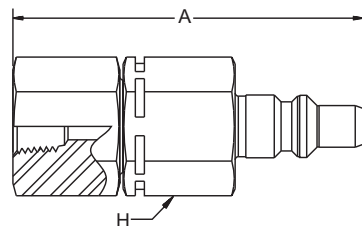
**HP006-2-A9,  
 HP006-2-A12**



**HP006-2-X13**



**HP006-2-NMB,  
 HP006-2-NMC,  
 HP006-2-NMB**



**HP006-2-NFB,  
 HP006-2-NFC**