

High-Pressure Fittings


SPIR STAR High-Pressure fittings seal with a 60 degree cone and are rated for working pressures up to 4,138 bar / 60,000 psi.

Common Description	Actual Thread Dimension
1/4" High Pressure	9/16"-18 Thread on Gland Nut
3/8" High Pressure	3/4"-16 Thread on Gland Nut
9/16" High Pressure	1 1/8"-12 Thread on Gland Nut


High-Pressure Male x Male (Hex Nipples)

Part Number	Description	Max Working Pressure	
HHM4-HM4	1/4" HP Male x 1/4" HP Male	4,138 bar / 60,000 psi	
HHM4-HM6	1/4" HP Male x 3/8" HP Male	4,138 bar / 60,000 psi	
HHM4-HM9	1/4" HP Male x 9/16" HP Male	4,138 bar / 60,000 psi	
HHM6-HM6	3/8" HP Male x 3/8" HP Male	4,138 bar / 60,000 psi	
HHM6-HM9	3/8" HP Male x 9/16" HP Male	4,138 bar / 60,000 psi	
HHM9-HM9	9/16" HP Male x 9/16" HP Male	4,138 bar / 60,000 psi	

High-Pressure Female Elbows (UNF)

Part Number	Description	Max Working Pressure	
HEHF4	1/4" HP Female Elbow	4,138 bar / 60,000 psi	
HEHF6	3/8" HP Female Elbow	4,138 bar / 60,000 psi	
HEHF9	9/16" HP Female Elbow	4,138 bar / 60,000 psi	

High-Pressure Female Tees (UNF)

Part Number	Description	Max Working Pressure	
HTHF4	1/4" HP Female Tee	4,138 bar / 60,000 psi	
HTHF6	3/8" HP Female Tee	4,138 bar / 60,000 psi	
HTHF9	9/16" HP Female Tee	4,138 bar / 60,000 psi	


High-Pressure Female Tee (Metric)

Part Number	Description	Max Working Pressure
HTM30M14	Tee M30x2 female	4,000 bar / 58,000 psi


High-Pressure Female Y (Metric)

Part Number	Description	Max Working Pressure
HYM30M14	Y-connector M30x2 female	4,000 bar / 58,000 psi

High-Pressure Female Crosses (UNF)

Part Number	Description	Max Working Pressure	
HCRHF4	1/4" HP Female Cross	4,138 bar / 60,000 psi	
HCRHF6	3/8" HP Female Cross	4,138 bar / 60,000 psi	
HCRHF9	9/16" HP Female Cross	4,138 bar / 60,000 psi	

High-Pressure Female x High Pressure Male (UNF)		
Part Number	Description	Max Working Pressure
HHF4-HM6	1/4" HP Female x 3/8" HP Male	4,138 bar / 60,000 psi
HHF4-HM9	1/4" HP Female x 9/16" HP Male	4,138 bar / 60,000 psi
HHF6-HM4	3/8" HP Female x 1/4" HP Male	4,138 bar / 60,000 psi
HHF6-HM9	3/8" HP Female x 9/16" HP Male	4,138 bar / 60,000 psi
HHF9-HM4	9/16" HP Female x 1/4" HP Male	4,138 bar / 60,000 psi
HHF9-HM6	9/16" HP Female x 3/8" HP Male	4,138 bar / 60,000 psi




High-Pressure Slimline Couplers		
Slimline couplers are designed to be used ONLY for high pressure waterjetting applications, such as tube bundle cleaning.		
Part Number	Description	Max Working Pressure
HCSL-HF4-LL	1/4" HP Female Slimline Coupler Left x Left* 0.445" OD	2,760 bar / 40,000 psi
HCSL-HF4-LR	1/4" HP Female Slimline Coupler Left x Right* 0.445" OD	2,760 bar / 40,000 psi
HCSL-HF4-RR	1/4" HP Female Slimline Coupler Right x Right* 0.445" OD	2,760 bar / 40,000 psi
HCSL-HF6-LL	3/8" HP Female Slimline Coupler Left x Left* 0.562" OD	2,760 bar / 40,000 psi
HCSL-HF6-LR	3/8" HP Female Slimline Coupler Left x Right* 0.562" OD	2,760 bar / 40,000 psi
HCSL-HF6-RR	3/8" HP Female Slimline Coupler Right x Right* 0.562" OD	2,760 bar / 40,000 psi
HCSL-HF9-LL	9/16" HP Female Slimline Coupler Left x Left* 0.750" OD	2,760 bar / 40,000 psi
HCSL-HF9-LR	9/16" HP Female Slimline Coupler Left x Right* 0.750" OD	2,760 bar / 40,000 psi
HCSL-HF9-RR	9/16" HP Female Slimline Coupler Right x Right* 0.750" OD	2,760 bar / 40,000 psi




* Designates Left Hand Thread or Right Hand Thread

High-Pressure Heavy Duty Couplers Female and Bulkheads (UNF)		
Part Number	Description	Max Working Pressure
HC-HF4	1/4" HP Female Coupler	4,138 bar / 60,000 psi
HC-HF6	3/8" HP Female Coupler	4,138 bar / 60,000 psi
HC-HF9	9/16" HP Female Coupler	4,138 bar / 60,000 psi
HC-HF9-HF6	9/16" HP x 3/8" HP Female Coupler	4,138 bar / 60,000 psi
HC-HF4-BH	1/4" HP Female Bulkhead	4,138 bar / 60,000 psi
HC-HF6-BH	3/8" HP Female Bulkhead	4,138 bar / 60,000 psi
HC-HF9-BH	9/16" HP Female Bulkhead	4,138 bar / 60,000 psi
HC-HF9-HF6-BH	9/16" HP x 3/8" HP Female Bulkhead	4,138 bar / 60,000 psi




High-Pressure Heavy Duty Couplers Female and Bulkheads (Metric)		
Part Number	Description	Max Working Pressure
HC-MEF30-CLR-M14	Union Coupling female/female M30x2	4,000 bar / 58,000 psi
HC-M30M14-BH	Bulkhead coupling M30x	4,000 bar / 58,000 psi


High-Pressure Tube Nipples		
Part Number	Description	Max Working Pressure
HHM4-3.00	1/4" HP Nipple x 3" Long	4,138 bar / 60,000 psi
HHM4-6.00	1/4" HP Nipple x 6" Long	4,138 bar / 60,000 psi
HHM6-3.00	3/8" HP Nipple x 3" Long	4,138 bar / 60,000 psi
HHM6-4.00	3/8" HP Nipple x 4" Long	4,138 bar / 60,000 psi
HHM9-4.00	9/16" HP Nipple x 4" Long	4,138 bar / 60,000 psi
HHM9-6.00	9/16" HP Nipple x 6" Long	4,138 bar / 60,000 psi




High-Pressure Plugs		
Part Number	Description	Max Working Pressure
HHM2-PLUG	1/8" HP Plug	4,138 bar / 60,000 psi
HHM4-PLUG	1/4" HP Plug	4,138 bar / 60,000 psi
HHM6-PLUG	3/8" HP Plug	4,138 bar / 60,000 psi
HHM9-PLUG	9/16" HP Plug	4,138 bar / 60,000 psi



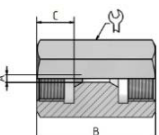
High-Pressure Gland Nuts & Collars (UNF)		
Part Number	Description	Max Working Pressure
GN-1/8HP	1/8" HP Gland Nut	4,138 bar / 60,000 psi
GN-1/4HP	1/4" HP Gland Nut	4,138 bar / 60,000 psi
GN-3/8HP	3/8" HP Gland Nut	4,138 bar / 60,000 psi
GN-9/16HP	9/16" HP Gland Nut	4,138 bar / 60,000 psi
CLR-1/8HP	1/8" HP Collar	4,138 bar / 60,000 psi
CLR-1/4HP	1/4" HP Collar	4,138 bar / 60,000 psi
CLR-3/8HP	3/8" HP Collar	4,138 bar / 60,000 psi
CLR-9/16HP	9/16" HP Collar	4,138 bar / 60,000 psi
GN-1/4HP-AV	1/4" HP Collar & Gland Nut Anti-Vibration	4,138 bar / 60,000 psi
GN-3/8HP-AV	3/8" HP Collar & Gland Nut Anti-Vibration	4,138 bar / 60,000 psi
GN-9/16HP-AV	9/16" HP Collar & Gland Nut Anti-Vibration	4,138 bar / 60,000 psi




High-Pressure Gland Nuts & Collars (Metric)		
Part Number	Description	Max Working Pressure
GN-M16	M16x1.5 Gland Nut	4,000 bar / 58,000 psi
GN-M20	M20x1.5 Gland Nut	4,000 bar / 58,000 psi
GN-M30-M18	M30x2 Gland Nut for M18x1.5 (CLR-M18-M30)	4,000 bar / 58,000 psi
GN-M30	M30x2 Gland Nut for M14x1.5 LH (CLR-M14) and 9/16"x18UNF LH (CLR-9/16-HP-ME)	4,000 bar / 58,000 psi
CLR-1/4-HP-ME	1/4"x28UNF LH Collar for M16x1.5 (GN-M16)	4,000 bar / 58,000 psi
CLR-3/8-HP-ME	3/8"x24UNF LH Collar for M20x1.5 (GN-M20)	4,000 bar / 58,000 psi
CLR-9/16-HP-ME	9/16"x18UNF LH Collar for M30x2 (GN-M30)	4,000 bar / 58,000 psi
CLR-M14	M14x1.5 LH Collar for M30x2 (GN-M30)	4,000 bar / 58,000 psi
CLR-M18-M30	M18x1.5 LH Collar for M30x2 (GN-M30-M18)	4,000 bar / 58,000 psi



High-Pressure Female Couplings		
Part Number	Description	Max Working Pressure
HC-MEF16	M16x1.5 Female Coupling	4,000 bar / 58,000 psi
HC-MEF20	M20x1.5 Female Coupling	4,000 bar / 58,000 psi
HC-MEF30	M30x2 Female Coupling	4,000 bar / 58,000 psi



High-Pressure Caps (UNF)		
Part Number	Description	Max Working Pressure
HHF4-CAP	1/4" HP Female Cap	4,138 bar / 60,000 psi
HHF6-CAP	3/8" HP Female Cap	4,138 bar / 60,000 psi
HHF9-CAP	9/16" HP Female Cap	4,138 bar / 60,000 psi



High-Pressure x Medium Pressure Adapters

SPIR STAR High-Pressure x Medium Pressure Adapters fittings seal with a 60 degree cone and are rated for working pressures up to 1,380 bar / 20,000 psi.

Common Description	Actual Thread Dimension
1/4" High Pressure	9/16"-18 Thread on Gland Nut
3/8" High Pressure	3/4"-16 Thread on Gland Nut
9/16" High Pressure	1 1/8"-12 Thread on Gland Nut
1/4" Medium Pressure	7/16"-20 Thread on Gland Nut
3/8" Medium Pressure	9/16"-18 Thread on Gland Nut
9/16" Medium Pressure	13/16"-16 Thread on Gland Nut
3/4" Medium Pressure	3/4"-14 Thread on Gland Nut

High-Pressure Male x Medium Pressure Male

Part Number	Description	Max Working Pressure
HHM4-MM4	1/4" HP Male x 1/4" MP Male	1,380 bar / 20,000 psi
HHM4-MM6	1/4" HP Male x 3/8" MP Male	1,380 bar / 20,000 psi
HHM4-MM9	1/4" HP Male x 9/16" MP Male	1,380 bar / 20,000 psi
HHM6-MM4	3/8" HP Male x 1/4" MP Male	1,380 bar / 20,000 psi
HHM6-MM6	3/8" HP Male x 3/8" MP Male	1,380 bar / 20,000 psi
HHM6-MM9	3/8" HP Male x 9/16" MP Male	1,380 bar / 20,000 psi
HHM9-MM6	9/16" HP Male x 3/8" MP Male	1,380 bar / 20,000 psi
HHM9-MM9	9/16" HP Male x 9/16" MP Male	1,380 bar / 20,000 psi
HHM9-MM12	9/16" HP Male x 3/4" MP Male	1,380 bar / 20,000 psi



High-Pressure Female x Medium Pressure Male

Part Number	Description	Max Working Pressure
HHF4-MM4	1/4" HP Female x 1/4" MP Male	1,380 bar / 20,000 psi
HHF4-MM6	1/4" HP Female x 3/8" MP Male	1,380 bar / 20,000 psi
HHF4-MM9	1/4" HP Female x 9/16" MP Male	1,380 bar / 20,000 psi
HHF6-MM4	3/8" HP Female x 1/4" MP Male	1,380 bar / 20,000 psi
HHF6-MM6	3/8" HP Female x 3/8" MP Male	1,380 bar / 20,000 psi
HHF6-MM9	3/8" HP Female x 9/16" MP Male	1,380 bar / 20,000 psi
HHF9-MM6	9/16" HP Female x 3/8" MP Male	1,380 bar / 20,000 psi
HHF9-MM9	9/16" HP Female x 9/16" MP Male	1,380 bar / 20,000 psi



High-Pressure Male x Medium Pressure Female

Part Number	Description	Max Working Pressure
HMF4-HM4	1/4" MP Female x 1/4" HP Male	1,380 bar / 20,000 psi
HMF4-HM6	1/4" MP Female x 3/8" HP Male	1,380 bar / 20,000 psi
HMF4-HM9	1/4" MP Female x 9/16" HP Male	1,380 bar / 20,000 psi
HMF6-HM4	3/8" MP Female x 1/4" HP Male	1,380 bar / 20,000 psi
HMF6-HM6	3/8" MP Female x 3/8" HP Male	1,380 bar / 20,000 psi
HMF6-HM9	3/8" MP Female x 9/16" HP Male	1,380 bar / 20,000 psi
HMF9-HM4	9/16" MP Female x 1/4" HP Male	1,380 bar / 20,000 psi
HMF9-HM6	9/16" MP Female x 3/8" HP Male	1,380 bar / 20,000 psi
HMF9-HM9	9/16" MP Female x 9/16" HP Male	1,380 bar / 20,000 psi



High-Pressure x NPT Adapters

SPIR STAR High-Pressure x NPT (National Pipe Taper) adapters seal with a 60 degree cone High Pressure connection and a tapered thread NPT connection and are rated for working pressures up to 1,035 bar / 15,000 psi. However, working pressures may be decreased depending upon the NPT thread size.

Common Description	Actual Thread Dimension
1/4" High Pressure	9/16"-18 Thread on Gland Nut
3/8" High Pressure	3/4"-16 Thread on Gland Nut
9/16" High Pressure	1 1/8"-12 Thread on Gland Nut
NPT Thread Size	Working Pressure
1/16" - 1/2" NPT	1,035 bar / 15,000 psi
3/4" - 1" NPT	690 bar / 10,000 psi

High-Pressure Male x NPT Male

Part Number	Description	Max Working Pressure
HHM4-NM4	1/4" HP Male x 1/4" NPT Male	1,035 bar / 15,000 psi
HHM4-NM6	1/4" HP Male x 3/8" NPT Male	1,035 bar / 15,000 psi
HHM4-NM8	1/4" HP Male x 1/2" NPT Male	1,035 bar / 15,000 psi
HHM6-NM4	3/8" HP Male x 1/4" NPT Male	1,035 bar / 15,000 psi
HHM6-NM6	3/8" HP Male x 3/8" NPT Male	1,035 bar / 15,000 psi
HHM6-NM8	3/8" HP Male x 1/2" NPT Male	1,035 bar / 15,000 psi
HHM9-NM4	9/16" HP Male x 1/4" NPT Male	1,035 bar / 15,000 psi
HHM9-NM6	9/16" HP Male x 3/8" NPT Male	1,035 bar / 15,000 psi
HHM9-NM8	9/16" HP Male x 1/2" NPT Male	1,035 bar / 15,000 psi
HHM9-NM12	9/16" HP Male x 3/4" NPT Male	690 bar / 10,000 psi
HHM9-NM16	9/16" HP Male x 1" NPT Male	690 bar / 10,000 psi
HHM4-NM4	1/4" HP Male x 1/4" NPT Male	1,035 bar / 15,000 psi



High-Pressure Female x NPT Male

Part Number	Description	Max Working Pressure
HHF4-NM4	1/4" HP Female x 1/4" NPT Male	1,035 bar / 15,000 psi
HHF4-NM6	1/4" HP Female x 3/8" NPT Male	1,035 bar / 15,000 psi
HHF4-NM8	1/4" HP Female x 1/2" NPT Male	1,035 bar / 15,000 psi
HHF6-NM4	3/8" HP Female x 1/4" NPT Male	1,035 bar / 15,000 psi
HHF6-NM6	3/8" HP Female x 3/8" NPT Male	1,035 bar / 15,000 psi
HHF6-NM8	3/8" HP Female x 1/2" NPT Male	1,035 bar / 15,000 psi
HHF9-NM6	9/16" HP Female x 3/8" NPT Male	1,035 bar / 15,000 psi
HHF9-NM8	9/16" HP Female x 1/2" NPT Male	1,035 bar / 15,000 psi
HHF9-NM16	9/16" HP Female x 1" NPT Male	690 bar / 10,000 psi



High Pressure Male x NPT Female

Part Number	Description	Max Working Pressure
HNF4-HM4	1/4" NPT Female x 1/4" HP Male	1,035 bar / 15,000 psi
HNF4-HM6	1/4" NPT Female x 3/8" HP Male	1,035 bar / 15,000 psi
HNF4-HM9	1/4" NPT Female x 9/16" HP Male	1,035 bar / 15,000 psi
HNF6-HM4	3/8" NPT Female x 1/4" HP Male	1,035 bar / 15,000 psi
HNF6-HM6	3/8" NPT Female x 3/8" HP Male	1,035 bar / 15,000 psi
HNF8-HM4	1/2" NPT Female x 1/4" HP Male	1,035 bar / 15,000 psi
HNF8-HM6	1/2" NPT Female x 3/8" HP Male	1,035 bar / 15,000 psi
HNF8-HM9	1/2" NPT Female x 9/16" HP Male	1,035 bar / 15,000 psi

