

## Medium Pressure Fittings

SPIR STAR Medium Pressure fittings (sometimes known as “Slimline”) seal with a 60 degree cone and are rated for working pressures up to 1,380 bar / 20,000 psi.

Common Description	Actual Thread Dimension
1/4" Medium Pressure	7/16"-20 Thread on Gland Nut
3/8" Medium Pressure	9/16"-18 Thread on Gland Nut
9/16" Medium Pressure	13/16"-16 Thread on Gland Nut
3/4" Medium Pressure	3/4"-14 Thread on Gland Nut
1" Medium Pressure	1 3/8"-12 Thread on Gland Nut

### Medium Pressure Male x Male (Hex Nipples)

Part Number	Description	Max Working Pressure
HMM4-MM4	1/4" MP Male x 1/4" MP Male	1,380 bar / 20,000 psi
HMM6-MM6	3/8" MP Male x 3/8" MP Male	1,380 bar / 20,000 psi
HMM6-MM9	3/8" MP Male x 9/16" MP Male	1,380 bar / 20,000 psi
HMM9-MM9	9/16" MP Male x 9/16" MP Male	1,380 bar / 20,000 psi
HMM9-MM12	9/16" MP Male x 3/4" MP Male	1,380 bar / 20,000 psi
HMM9-MM16	9/16" MP Male x 1" MP Male	1,380 bar / 20,000 psi
HMM12-MM12	3/4" MP Male x 3/4" MP Male	1,380 bar / 20,000 psi
HMM16-MM16	1" MP Male x 1" MP Male	1,380 bar / 20,000 psi



### Medium Pressure Female Elbows

Part Number	Description	Max Working Pressure
HEMF4	1/4" MP Female Elbow	1,380 bar / 20,000 psi
HEMF6	3/8" MP Female Elbow	1,380 bar / 20,000 psi
HEMF9	9/16" MP Female Elbow	1,380 bar / 20,000 psi
HEMF12	3/4" MP Female Elbow	1,380 bar / 20,000 psi
HEMF16	1" MP Female Elbow	1,380 bar / 20,000 psi



### Medium Pressure Female Tees

Part Number	Description	Max Working Pressure
HTMF4	1/4" MP Female Tee	1,380 bar / 20,000 psi
HTMF6	3/8" MP Female Tee	1,380 bar / 20,000 psi
HTMF9	9/16" MP Female Tee	1,380 bar / 20,000 psi
HTMF12	3/4" MP Female Tee	1,380 bar / 20,000 psi
HTMF16	1" MP Female Tee	1,380 bar / 20,000 psi




### Medium Pressure Female Crosses


Part Number	Description	Max Working Pressure
HCRMF4	1/4" MP Female Cross	1,380 bar / 20,000 psi
HCRMF6	3/8" MP Female Cross	1,380 bar / 20,000 psi
HCRMF9	9/16" MP Female Cross	1,380 bar / 20,000 psi
HCRMF12	3/4" MP Female Cross	1,380 bar / 20,000 psi
HCRMF16	1" MP Female Cross	1,380 bar / 20,000 psi



Medium Pressure Female x Medium Pressure Male		
Part Number	Description	Max Working Pressure
HMF4-MM6	1/4" MP Female x 3/8" MP Male	1,380 bar / 20,000 psi
HMF4-MM9	1/4" MP Female x 9/16" MP Male	1,380 bar / 20,000 psi
HMF6-MM9	3/8" MP Female x 9/16" MP Male	1,380 bar / 20,000 psi
HMF9-MM6	9/16" MP Female x 3/8" MP Male	1,380 bar / 20,000 psi
HMF9-MM12	9/16" MP Female x 3/4" MP Male	1,380 bar / 20,000 psi
HMF9-MM16	9/16" MP Female x 1" MP Male	1,380 bar / 20,000 psi




Medium Pressure Slimline Couplers		
Slimline couplers are designed to be used ONLY for high pressure waterjetting applications, such as tube bundle cleaning.		
Part Number	Description	Max Working Pressure
HCSL-MF4-LL	1/4" MP Female Slimline Coupler Left x Left* 0.374" OD	1,380 bar / 20,000 psi
HCSL-MF4-LR	1/4" MP Female Slimline Coupler Left x Right* 0.374" OD	1,380 bar / 20,000 psi
HCSL-MF4-RR	1/4" MP Female Slimline Coupler Right x Right* 0.374" OD	1,380 bar / 20,000 psi
HCSL-MF6-LL	3/8" MP Female Slimline Coupler Left x Left* 0.499" OD	1,380 bar / 20,000 psi
HCSL-MF6-LR	3/8" MP Female Slimline Coupler Left x Right* 0.499" OD	1,380 bar / 20,000 psi
HCSL-MF6-RR	3/8" MP Female Slimline Coupler Right x Right* 0.499" OD	1,380 bar / 20,000 psi
HCSL-MF9-LL	9/16" MP Female Slimline Coupler Left x Left* 0.687" OD	1,380 bar / 20,000 psi
HCSL-MF9-LR	9/16" MP Female Slimline Coupler Left x Right* 0.687" OD	1,380 bar / 20,000 psi
HCSL-MF9-RR	9/16" MP Female Slimline Coupler Right x Right* 0.687" OD	1,380 bar / 20,000 psi




\* Designates Left Hand Thread or Right Hand Thread


Medium Pressure Heavy Duty Couplers		
Part Number	Description	Max Working Pressure
HC-MF4	1/4" MP Female Coupler	1,380 bar / 20,000 psi
HC-MF6	3/8" MP Female Coupler	1,380 bar / 20,000 psi
HC-MF9	9/16" MP Female Coupler	1,380 bar / 20,000 psi
HC-MF12	3/4" MP Female Coupler	1,380 bar / 20,000 psi
HC-MF16	1" MP Female Coupler	1,380 bar / 20,000 psi
HC-MF4-BH	1/4" MP Female Bulkhead	1,380 bar / 20,000 psi
HC-MF6-BH	3/8" MP Female Bulkhead	1,380 bar / 20,000 psi
HC-MF9-BH	9/16" MP Female Bulkhead	1,380 bar / 20,000 psi
HC-MF12-BH	3/4" MP Female Bulkhead	1,380 bar / 20,000 psi
HC-MF16-BH	1" MP Female Bulkhead	1,380 bar / 20,000 psi




Medium Pressure Tube Nipples		
Part Number	Description	Max Working Pressure
HMM6-3.00	3/8" MP Nipple x 3" Long	1,380 bar / 20,000 psi
HMM9-3.00	9/16" MP Nipple x 3" Long	1,380 bar / 20,000 psi
HMM9-4.00	9/16" MP Nipple x 4" Long	1,380 bar / 20,000 psi
HMM9-6.00	9/16" MP Nipple x 6" Long	1,380 bar / 20,000 psi
HMM9-8.00	9/16" MP Nipple x 8" Long	1,380 bar / 20,000 psi




Medium Pressure Plugs		
Part Number	Description	Max Working Pressure
HMM4-PLUG	1/4" MP Plug	1,380 bar / 20,000 psi
HMM6-PLUG	3/8" MP Plug	1,380 bar / 20,000 psi
HMM9-PLUG	9/16" MP Plug	1,380 bar / 20,000 psi
HMM12-PLUG	3/4" MP Plug	1,380 bar / 20,000 psi
HMM16-PLUG	1" MP Plug	1,380 bar / 20,000 psi
HMM4-PLUG	1/4" MP Plug	1,380 bar / 20,000 psi



Medium Pressure Gland Nuts & Collars		
Part Number	Description	Max Working Pressure
GN-1/4MP	1/4" MP Gland Nut	1,380 bar / 20,000 psi
GN-3/8MP	3/8" MP Gland Nut	1,380 bar / 20,000 psi
GN-9/16MP	9/16" MP Gland Nut	1,380 bar / 20,000 psi
GN-3/4MP	3/4" MP Gland Nut	1,380 bar / 20,000 psi
GN-1MP	1" MP Gland Nut	1,380 bar / 20,000 psi
CLR-1/4MP	1/4" MP Collar	1,380 bar / 20,000 psi
CLR-3/8MP	3/8" MP Collar	1,380 bar / 20,000 psi
CLR-9/16MP	9/16" MP Collar	1,380 bar / 20,000 psi
CLR-3/4MP	3/4" MP Collar	1,380 bar / 20,000 psi
CLR-1MP	1" MP Collar	1,380 bar / 20,000 psi
GN-1/4MP-AV	1/4" MP Anti-Vibration Assembly	1,380 bar / 20,000 psi
GN-3/8MP-AV	3/8" MP Anti-Vibration Assembly	1,380 bar / 20,000 psi
GN-9/16MP-AV	9/16" MP Anti-Vibration Assembly	1,380 bar / 20,000 psi



Medium Pressure Caps		
Part Number	Description	Max Working Pressure
HMF4-CAP	1/4" MP Female Cap	1,380 bar / 20,000 psi
HMF6-CAP	3/8" MP Female Cap	1,380 bar / 20,000 psi
HMF9-CAP	9/16" MP Female Cap	1,380 bar / 20,000 psi
HMF12-CAP	3/4" MP Female Cap	1,380 bar / 20,000 psi
HMF16-CAP	1" MP Female Cap	1,380 bar / 20,000 psi



## Medium Pressure x NPT Adapters

SPIR STAR Medium Pressure x NPT (National Pipe Taper) adapters seal with a 60 degree cone Medium pressure connection and a tapered thread NPT connection. They are rated for 1,035 bar / 15,000 psi, however, working pressures may be decreased depending upon the NPT thread size.

Common Description	Actual Thread Dimension
1/4" Medium Pressure	7/16"-20 Thread on Gland Nut
3/8" Medium Pressure	9/16"-18 Thread on Gland Nut
9/16" Medium Pressure	13/16"-16 Thread on Gland Nut
3/4" Medium Pressure	3/4"-14 Thread on Gland Nut
1" Medium Pressure	1 3/8"-12 Thread on Gland Nut

NPT Thread Size	Working Pressure
1/16" - 1/2" NPT	1,035 bar / 15,000 psi
3/4" - 1" NPT	690 bar / 10,000 psi

### Medium Pressure Male x NPT Male

Part Number	Description	Max Working Pressure
HMM4-NM4	1/4" MP Male x 1/4" NPT Male	1,035 bar / 15,000 psi
HMM4-NM6	1/4" MP Male x 3/8" NPT Male	1,035 bar / 15,000 psi
HMM6-NM4	3/8" MP Male x 1/4" NPT Male	1,035 bar / 15,000 psi
HMM6-NM6	3/8" MP Male x 3/8" NPT Male	1,035 bar / 15,000 psi
HMM6-NM8	3/8" MP Male x 1/2" NPT Male	1,035 bar / 15,000 psi
HMM9-NM4	9/16" MP Male x 1/4" NPT Male	1,035 bar / 15,000 psi
HMM9-NM6	9/16" MP Male x 3/8" NPT Male	1,035 bar / 15,000 psi
HMM9-NM8	9/16" MP Male x 1/2" NPT Male	1,035 bar / 15,000 psi
HMM9-NM16	9/16" MP Male x 1" NPT Male	690 bar / 10,000 psi



### Medium Pressure Female x NPT Male

Part Number	Description	Max Working Pressure
HMF6-NM4	3/8" MP Female x 1/4" NPT Male	1,035 bar / 15,000 psi
HMF6-NM6	3/8" MP Female x 3/8" NPT Male	1,035 bar / 15,000 psi
HMF6-NM8	3/8" MP Female x 1/2" NPT Male	1,035 bar / 15,000 psi
HMF9-NM4	9/16" MP Female x 1/4" NPT Male	1,035 bar / 15,000 psi
HMF9-NM6	9/16" MP Female x 3/8" NPT Male	1,035 bar / 15,000 psi
HMF9-NM8	9/16" MP Female x 1/2" NPT Male	1,035 bar / 15,000 psi
HMF9-NM16	9/16" MP Female x 1" NPT Male	690 bar / 10,000 psi



### Medium Pressure Male x NPT Female

Part Number	Description	Max Working Pressure
HNF2-MM9	1/8" NPT Female x 9/16" MP Male	1,035 bar / 15,000 psi
HNF4-MM4	1/4" NPT Female x 1/4" MP Male	1,035 bar / 15,000 psi
HNF4-MM6	1/4" NPT Female x 3/8" MP Male	1,035 bar / 15,000 psi
HNF4-MM9	1/4" NPT Female x 9/16" MP Male	1,035 bar / 15,000 psi
HNF6-MM9	3/8" NPT Female x 9/16" MP Male	1,035 bar / 15,000 psi
HNF8-MM9	1/2" NPT Female x 9/16" MP Male	1,035 bar / 15,000 psi
HNF8-MM12	1/2" NPT Female x 3/4" MP Male	1,035 bar / 15,000 psi
HNF8-MM16	1/2" NPT Female x 1" MP Male	1,035 bar / 15,000 psi
HNF12-MM16	3/4" NPT Female x 1" MP Male	690 bar / 10,000 psi
HNF16-MM16	1" NPT Female x 1" MP Male	690 bar / 10,000 psi

