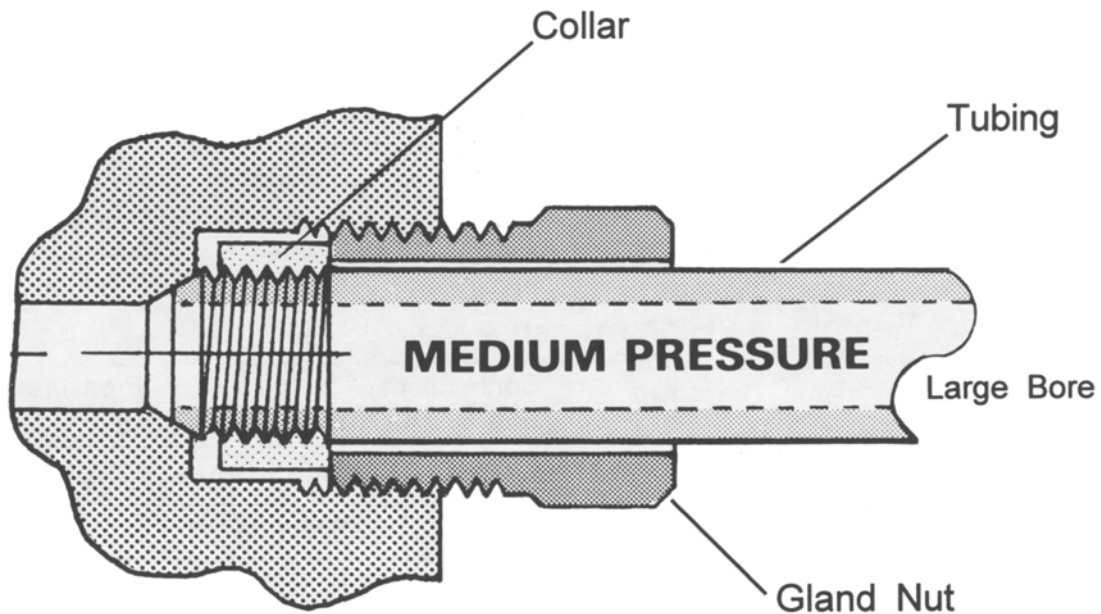


## Medium Pressure

### Sizes

1/4" O.D. x 0.109" I.D. • 7/16" - 20 male thread on gland nut  
3/8" O.D. x 0.19" I.D. • 9/16" - 18 male thread on gland nut  
9/16" O.D. x 0.31" I.D. • 13/16" - 16 male thread on gland nut  
3/4" O.D. x 0.44" I.D. • 3/4" - National Pipe Straight male  
1" O.D. x 0.56" I.D. • 1-3/8" - 12 male thread on gland nut

Identification is by tubing O.D.



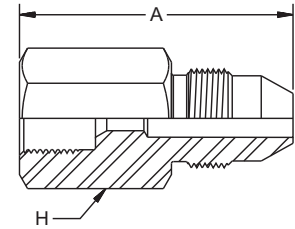
**Medium Pressure** is a 58/60 degree coned and threaded tubing design. *They have a maximum working pressure rating of 20,000 psi.*




### Advantages:

- An industry standard for use at elevated pressures.
- Large orifice allows maximum flow of liquids and gases.
- Suitable for repetitive assembly and disassembly.

# 5YY5

## Female Medium Pressure to Male Medium Pressure

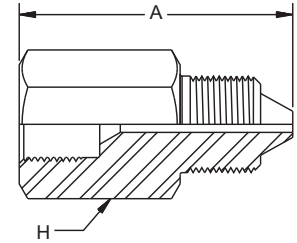


Part Number	Connection Type	A Overall Length	H Hex Size	Maximum Working Pressure
#				
		inch	inch	psi
5YY5-4-6C	1/4" M.P. Female to 3/8" M.P. Male	1.75	0.75	20,000
5YY5-4-9C	1/4" M.P. Female to 9/16" M.P. Male	1.87	0.87	20,000
5YY5-4-12C	1/4" M.P. Female to 3/4" M.P. Male	2.00	1.12	20,000
5YY5-4-16C	1/4" M.P. Female to 1" M.P. Male	3.00	1.00	20,000
5YY5-6-4C	3/8" M.P. Female to 1/4" M.P. Male	1.75	0.75	20,000
5YY5-6-9C	3/8" M.P. Female to 9/16" M.P. Male	1.87	0.87	20,000
5YY5-6-12C	3/8" M.P. Female to 3/4" M.P. Male	2.00	1.12	20,000
5YY5-6-16C	3/8" M.P. Female to 1" M.P. Male	3.12	1.00	20,000
5YY5-9-4C	9/16" M.P. Female to 1/4" M.P. Male	2.12	1.00	20,000
5YY5-9-6C	9/16" M.P. Female to 3/8" M.P. Male	2.12	1.00	20,000
5YY5-9-12C	9/16" M.P. Female to 3/4" M.P. Male	2.50	1.12	20,000
5YY5-9-16C	9/16" M.P. Female to 1" M.P. Male	3.37	1.00	20,000
5YY5-12-4C	3/4" M.P. Female to 1/4" M.P. Male	1.25	1.37	20,000
5YY5-12-6C	3/4" M.P. Female to 3/8" M.P. Male	2.37	1.37	20,000
5YY5-12-9C	3/4" M.P. Female to 9/16" M.P. Male	2.87	1.37	20,000
5YY5-12-16C	3/4" M.P. Female to 1" M.P. Male	3.75	1.37	20,000
5YY5-16-4C	1" M.P. Female to 1/4" M.P. Male	2.75	1.75	20,000
5YY5-16-6C	1" M.P. Female to 3/8" M.P. Male	2.87	1.75	20,000
5YY5-16-9C	1" M.P. Female to 9/16" M.P. Male	3.00	1.75	20,000
5YY5-16-12C	1" M.P. Female to 3/4" M.P. Male	3.25	1.75	20,000



# 5YY6

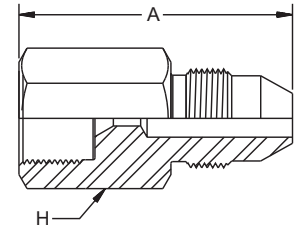
## Female Medium Pressure to Male High Pressure



Part Number	Connection Type	A Overall Length	H Hex Size	Maximum Working Pressure
#				
		inch	inch	psi
5YY6-4-4C	1/4" M.P. Female to 1/4" H.P. Male	1.37	0.75	20,000
5YY6-4-6C	1/4" M.P. Female to 3/8" H.P. Male	1.75	0.75	20,000
5YY6-4-9C	1/4" M.P. Female to 9/16" H.P. Male	2.12	1.12	20,000
5YY6-6-4C	3/8" M.P. Female to 1/4" H.P. Male	1.75	0.75	20,000
5YY6-6-6C	3/8" M.P. Female to 3/8" H.P. Male	1.75	0.75	20,000
5YY6-6-9C	3/8" M.P. Female to 9/16" H.P. Male	2.12	1.12	20,000
5YY6-9-4C	9/16" M.P. Female to 1/4" H.P. Male	1.87	1.00	20,000
5YY6-9-6C	9/16" M.P. Female to 3/8" H.P. Male	2.12	1.00	20,000
5YY6-9-9C	9/16" M.P. Female to 9/16" H.P. Male	2.12	1.12	20,000
5YY6-12-4C	3/4" M.P. Female to 1/4" H.P. Male	2.50	1.37	20,000
5YY6-12-6C	3/4" M.P. Female to 3/8" H.P. Male	2.37	1.37	20,000
5YY6-12-9C	3/4" M.P. Female to 9/16" H.P. Male	2.62	1.37	20,000
5YY6-16-4C	1" M.P. Female to 1/4" H.P. Male	2.62	1.75	20,000
5YY6-16-6C	1" M.P. Female to 3/8" H.P. Male	2.87	1.75	20,000
5YY6-16-9C	1" M.P. Female to 9/16" H.P. Male	3.12	1.75	20,000

# 6YY5

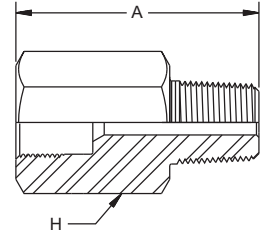
## Female High Pressure to Male Medium Pressure



Part Number	Connection Type	A Overall Length	H Hex Size	Maximum Working Pressure
#				
		inch	inch	psi
6YY5-4-4C	1/4" H.P. Female to 1/4" M.P. Male	1.75	0.75	20,000
6YY5-4-6C	1/4" H.P. Female to 3/8" M.P. Male	1.75	0.75	20,000
6YY5-4-9C	1/4" H.P. Female to 9/16" M.P. Male	1.87	0.87	20,000
6YY5-4-12C	1/4" H.P. Female to 3/4" M.P. Male	2.25	1.12	20,000
6YY5-4-16C	1/4" H.P. Female to 1" M.P. Male	3.00	1.00	20,000
6YY5-6-4C	3/8" H.P. Female to 1/4" M.P. Male	1.87	1.00	20,000
6YY5-6-6C	3/8" H.P. Female to 3/8" M.P. Male	1.87	1.00	20,000
6YY5-6-9C	3/8" H.P. Female to 9/16" M.P. Male	2.00	1.00	20,000
6YY5-6-12C	3/8" H.P. Female to 3/4" M.P. Male	2.25	1.12	20,000
6YY5-6-16C	3/8" H.P. Female to 1" M.P. Male	3.25	1.00	20,000
6YY5-9-4C	9/16" H.P. Female to 1/4" M.P. Male	2.12	1.37	20,000
6YY5-9-6C	9/16" H.P. Female to 3/8" M.P. Male	2.12	1.37	20,000
6YY5-9-9C	9/16" H.P. Female to 9/16" M.P. Male	2.37	1.37	20,000
6YY5-9-12C	9/16" H.P. Female to 3/4" M.P. Male	2.50	1.37	20,000
6YY5-9-16C	9/16" H.P. Female to 1" M.P. Male	3.62	1.37	20,000

# 5Y01

## Female Medium Pressure to National Pipe Thread (NPT) Male



Part Number	Connection Type	A Overall Length	H Hex Size	Maximum Working Pressure
#				
		inch	inch	psi
5Y01-4-2C	1/4" M.P. Female to 1/8" NPT Male	1.43	0.75	15,000
5Y01-4-4C	1/4" M.P. Female to 1/4" NPT Male	1.62	0.75	15,000
5Y01-4-6C	1/4" M.P. Female to 3/8" NPT Male	1.62	0.75	15,000
5Y01-4-8C	1/4" M.P. Female to 1/2" NPT Male	1.75	1.00	15,000
5Y01-4-12C	1/4" M.P. Female to 3/4" NPT Male	1.87	1.37	10,000
5Y01-4-16C	1/4" M.P. Female to 1" NPT Male	1.87	1.37	10,000
5Y01-6-2C	3/8" M.P. Female to 1/8" NPT Male	1.43	0.75	15,000
5Y01-6-4C	3/8" M.P. Female to 1/4" NPT Male	1.62	0.75	15,000
5Y01-6-6C	3/8" M.P. Female to 3/8" NPT Male	1.62	0.75	15,000
5Y01-6-8C	3/8" M.P. Female to 1/2" NPT Male	1.74	1.00	15,000
5Y01-6-12C	3/8" M.P. Female to 3/4" NPT Male	1.87	1.37	10,000
5Y01-6-16C	3/8" M.P. Female to 1" NPT Male	1.87	1.37	10,000
5Y01-9-2C	9/16" M.P. Female to 1/8" NPT Male	1.87	1.00	15,000
5Y01-9-4C	9/16" M.P. Female to 1/4" NPT Male	1.87	1.00	15,000
5Y01-9-6C	9/16" M.P. Female to 3/8" NPT Male	1.87	1.00	15,000
5Y01-9-8C	9/16" M.P. Female to 1/2" NPT Male	1.87	1.00	15,000
5Y01-9-12C	9/16" M.P. Female to 3/4" NPT Male	1.87	1.37	10,000
5Y01-9-16C	9/16" M.P. Female to 1" NPT Male	1.87	1.37	10,000
5Y01-12-2C	3/4" M.P. Female to 1/8" NPT Male	2.50	1.37	15,000
5Y01-12-4C	3/4" M.P. Female to 1/4" NPT Male	2.50	1.37	15,000
5Y01-12-6C	3/4" M.P. Female to 3/8" NPT Male	2.50	1.37	15,000
5Y01-12-8C	3/4" M.P. Female to 1/2" NPT Male	2.50	1.37	15,000
5Y01-12-12C	3/4" M.P. Female to 3/4" NPT Male	2.50	1.37	15,000
5Y01-12-16C	3/4" M.P. Female to 1" NPT Male	2.50	1.37	15,000
5Y01-16-2C	1" M.P. Female to 1/8" NPT Male	2.50	1.37	15,000
5Y01-16-4C	1" M.P. Female to 1/4" NPT Male	2.50	1.37	15,000
5Y01-16-6C	1" M.P. Female to 3/8" NPT Male	2.50	1.37	15,000
5Y01-16-8C	1" M.P. Female to 1/2" NPT Male	2.50	1.37	15,000
5Y01-16-12C	1" M.P. Female to 3/4" NPT Male	2.50	1.37	15,000
5Y01-16-16C	1" M.P. Female to 1" NPT Male	2.50	1.37	10,000

