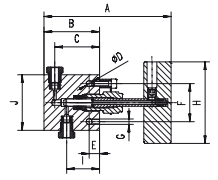
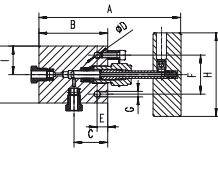
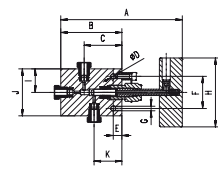
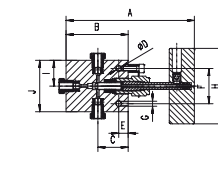
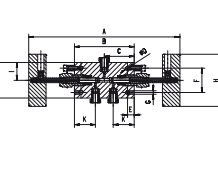
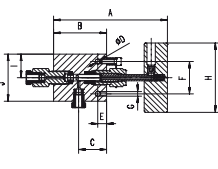


Valve Pattern	Catalog Number	Stem Type	O.D. Tube in.	Orifice in. (mm)	Dimensions in. (mm)										Valve Panel Hole	Block Thickness
					A	B	C	D	E	F	H	I	J	K		
2-Way Straight																
	43V16M071	Vee	1	0.438 (11.1)	9.472 (240)	4.45 (113)	3.50 (88.9)	0.571 (14.5)	1.122 (28.5)	2.50 (63.5)	10.35 (263)	2.736 (69.5)	4.921 (125)	1.614 (41)	2.244 (57)	
	43V16M081	Reg														
2-Way Angle																
	43V16M072	Vee	1	0.438 (11.1)	4.76 (121)	5.12 (130)	1.50 (38)	0.571 (14.5)	1.122 (28.5)	2.50 (63.5)	10.35 (263)	2.431 (62.5)	4.921 (125)	1.614 (41)	2.244 (57)	
	43V16M082	Reg														
3-Way / 2 on Pressure																
	43V16M073	Vee	1	0.438 (11.1)	10.19 (259)	5.87 (149)	3.75 (95.3)	0.571 (14.5)	1.122 (28.5)	2.50 (63.5)	10.35 (263)	2.431 (62.5)	4.921 (125)	2.81 (71.4)	1.614 (41)	2.244 (57)
	43V16M083	Reg														
3-Way / 1 on Pressure																
	43V16M074	Vee	1	0.438 (11.1)	9.52 (242)	5.20 (132)	2.81 (71.4)	0.571 (14.5)	1.122 (28.5)	2.50 (63.5)	10.35 (263)	2.431 (62.5)	4.921 (125)	1.614 (41)	2.244 (57)	
	43V16M084	Reg														
3-Way / 2-Stem Manifold																
	43V16M075	Vee	1	0.438 (11.1)	16.18 (411)	7.52 (191)	3.76 (95.5)	0.571 (14.5)	1.122 (28.5)	2.50 (63.5)	10.35 (263)	2.431 (62.5)	4.921 (125)	2.81 (71.4)	1.614 (41)	2.244 (57)
	43V16M085	Reg														
2-Way Angle / Replaceable Seat																
	43V16M872	Vee	1	0.438 (11.1)	9.61 (244)	5.25 (133)	2.81 (71.4)	0.571 (14.5)	1.122 (28.5)	2.50 (63.5)	10.35 (263)	2.431 (62.5)	4.921 (125)	1.614 (41)	2.244 (57)	
	43V16M882	Reg														

G - Panel mounting screw thread size 10-24 UNC (screw included). All dimensions are for reference only and are subject to change.

All technical and dimensional information subject to change. All general Terms and Conditions of sale, including limitations of our liability, apply to all products and services sold.