

Hose Type 6/6H

MAXIMUS

ID6 - Series: C



Applications

Waterblast: Heat exchanger tube cleaning, surface preparation (concrete removal, surface cleaning of buildings, paint removal), tank and vessel cleaning, ultra high-pressure waterjet cutting and hydro demolition (cutting and demolition of armoured concrete, pipelines, paper or steel)

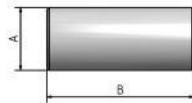
Hydraulics: Pressure test equipment (valves, tooling and control panels), hydraulic tools (instrumentation packages for gauges, control of service equipment, hydraulic jacks, hydraulic tools)

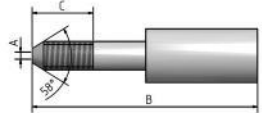


Technical Information

Inner Core: Polyoxymethylene (POM)
Pressure Support: 6 layers of high-tensile steel wire
Outer Cover: Polyamide (PA)
Colour: Red
Temperature: -30°C to +60°C [-22°F to 140°F]

Ø ID	Ø OD	Working Pressure (SF 2.5:1)	--	Burst Pressure	Bend Radius	Weight	Insert ID
5,9 mm	16,4 mm	2.800 bar	--	7.000 bar	250 mm	0,750 kg/m	3,0 mm
0,23 inch	0,65 inch	40.600 psi	--	101.500 psi	9,84 inch	0,503 lbs/ft	0,12 inch

Part no.	Thread	Material	Dimensions (mm)				Sleeve
			A	B	C	⚙	
Sleeve							
10660102	-	Steel	21,4	64,5	-	-	

Part no.	Thread	Material	Nut	Dimensions (mm)				Insert
				A	B	C	⚙	
HP fitting								
40660204C	3/8"x24UNF LH	Stainless steel	-	3	98	20	-	
40660224C	9/16"x18UNF LH	Stainless steel	-	3	112	24	-	
40660124C	M14x1.5 LH	Stainless steel	-	3	112	24	-	


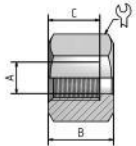
Type M female swivel								
20660604C	9/16"x18UNF	Stainless steel	50560605, 50560601	3	72	-	22	



Hose Type 6/6H






MAXIMUS

ID6 - Series: C

Part no.	Thread	Material	Relief bores	Dimensions (mm)				Swivel nut
				A	B	C		
Swivel nut								
50560601	9/16"x18UNF	Steel	1 radial	9,2	18	14	22	
50560605	9/16"x18UNF	AISI 316Ti	1 radial	9,2	18	14	22	

Part no.	Size (mm)	Material	Crimp ring	Hose protection
I.902531	ID Ø25, OD Ø31	PVC	I003335	
I.903037	ID Ø30, OD Ø39	PVC	I003941	
Hose protection with spiral				
I.912229	ID Ø22, OD Ø35	PVC	I003035	
I.913240	ID Ø32, OD Ø40	PVC	-	

Part no.	Material	Crimp ring	Dimensions (mm)		Bend restrictor
			Ø	Length	
TPU bend restrictor					
I.9523406A	PUR	I004145	44	250	

Part no.	Mesh length (mm)	Overall length (mm)	Breaking strength (kN)	Suitable for SPIR STAR® hose outer diameter (mm)	Hose securing grip
9086400	600,00	780,00	20,40	15-20	
Hose securing grip long version					
908640L	600,00	990,00	20,40	15-20	



Accessories combinations

Without hose protection				
Description		Bend restrictor	Crimp ring	Securing grips
Bend restrictor		1.9523406A	1004145	-
Securing grip		-	-	9086400
Bend restrictor and securing grip		1.9523406A	1004145	908640L
Hose protection without spiral				
Description	Protection hose	Bend restrictor	Crimp ring	Securing grips
Protection hose	1.902531	-	1003335	-
with bend restrictor	1.903037	1.9523406A	1004145	-
with securing grip	1.902531	-	-	9086400
with bend restrictor and securing grip	1.903037	1.9523406A	1004145	908640L
Hose protection with spiral				
Description	Protection hose	Bend restrictor	Crimp ring	Securing grips
Protection hose	1.912229	-	1003035	-
with bend restrictor	1.913240	1.9523406A	1004145	-
with securing grip	1.912229	-	-	9086400
with bend restrictor and securing grip	1.913240	1.9523406A	1004145	908640L

Production-related variations of the burst pressure of up to 5 % are possible. Other colours upon request.

The safety factors between the burst pressure and the working pressure as well as the test pressure depend on the operating conditions. For gaseous media the outer cover is to be pinpricked.

Regarding the safety factor for gaseous media please contact your local SPIR STAR® assembling center.

The indicated working pressure refers to the hose only. Depending on the used fitting the permitted working pressure of a hose assembly may be less.

*) Blast-Pro® fittings may only be used for tube cleaning operations inside the tube. They have not been designed for the use outside of tubes.

We reserve our rights for technical changes without notice. Subject to printing errors.

