

# Hose Type 6/4PPA®

ID6 - Series: HB



## Applications

### Hydraulics:

Hydraulic tools (instrumentation packages for gauges, control of service equipment, hydraulic jacks, hydraulic tools)

### Oil and Gas:

Methanol service (oil rigs, distribution panels, umbilicals), jumper/ subsea well control, chemical injection, control of subsea hydraulic components, nitrogen service, Gaseous media handling



## Technical Information

### Inner Core:

Polyvinylidenfluoride (PVDF)

### Pressure Support:

4 layers of high-tensile steel wire

### Outer Cover:

Polyamide (PA)

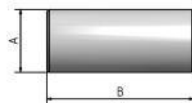
### Colour:

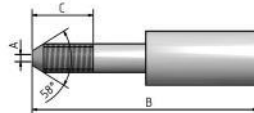
Dark green

### Temperature:

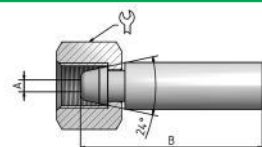
-20°C to +80°C [-4°F to 176°F]

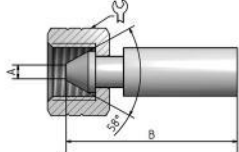
Ø ID	Ø OD	Working Pressure		Burst Pressure	Bend Radius	Weight	Insert ID
		(SF 3.5:1)	(SF 4.0:1)				
6,3 mm	12,6 mm	1.180 bar	1.035 bar	4.140 bar	280 mm	0,305 kg/m	3,5 mm
0,25 inch	0,50 inch	17.100 psi	15.000 psi	60.000 psi	11,02 inch	0,204 lbs/ft	0,14 inch

Part no.	Thread	Material	Dimensions (mm)				Sleeve
			A	B	C	⚙	
<b>Sleeve</b>							
10640115	-	AISI 316Ti	17,5	64	-	-	

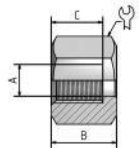
Part no.	Thread	Material	Nut	Dimensions (mm)				Insert
				A	B	C	⚙	
<b>HP fitting</b>								
40640205HB	3/8"x24UNF LH	AISI 316Ti	-	3,5	98	20	-	


Part no.	Thread	Material	Nut	Dimensions (mm)				Insert
				A	B	C	⚙	
<b>MP fitting</b>								
40640305HB	3/8"x24UNF LH	AISI 316Ti	-	3,5	100	11	-	

Part no.	Thread	Material	Nut	Dimensions (mm)				Insert
				A	B	C	⚙	
<b>Female swivel 24°/60°</b>								
20640315HB	M16x1.5	AISI 316Ti	50620125	3,5	77	-	19	

Part no.	Thread	Material	Nut	Dimensions (mm)				Insert
				A	B	C	⚙	
<b>Type M female swivel</b>								
20640645HB	9/16"x18UNF	AISI 316Ti	S5063615	3,5	73	-	19	

<b>JIC female swivel</b>								
20640655HB	9/16"x18UNF	AISI 316Ti	S5063615	3,5	69	-	19	

Part no.	Thread	Material	Relief bores	Dimensions (mm)				Swivel nut
				A	B	C	⚙	
<b>Swivel nut</b>								
S5063615	9/16"x18UNF	AISI 316Ti	1 radial	9,5	18	15	19	
50620125	M16x1.5	AISI 316Ti	1 radial	9,5	17,5	10	19	

Part no.	Mesh length (mm)	Overall length (mm)	Breaking strength (kN)	Suitable for SPIR STAR® hose outer diameter (mm)	Hose securing grip
<b>Hose securing grip short version</b>					
9056400	600,00	740,00	10,20	10-15	

Production-related variations of the burst pressure of up to 5 % are possible. Other colours upon request.

Maximum test pressure 1560 bar/22620 psi.

The safety factors between the burst pressure and the working pressure as well as the test pressure depend on the operating conditions. For gaseous media the outer cover is to be pinpricked.

Regarding the safety factor for gaseous media please contact your local SPIR STAR® assembling center.

The indicated working pressure refers to the hose only. Depending on the used fitting the permitted working pressure of a hose assembly may be less.

We reserve our rights for technical changes without notice. Subject to printing errors.