

# Hose Type 5/4PPA®

ID5 - Series: B



## Applications

- Hydraulics:** Hydraulic tools (instrumentation packages for gauges, control of service equipment, hydraulic jacks, hydraulic tools)
- Oil and Gas:** Methanol service (oil rigs, distribution panels, umbilicals), jumper/ subsea well control, chemical injection, control of subsea hydraulic components, nitrogen service, Gaseous media handling



## Technical Information

- Inner Core:** Polyvinylidenfluoride (PVDF)
- Pressure Support:** 4 layers of high-tensile steel wire
- Outer Cover:** Polyamide (PA)
- Colour:** Dark green
- Temperature:** -20°C to +80°C [-4°F to 176°F]

Ø ID	Ø OD	Working Pressure		Burst Pressure	Bend Radius	Weight	Insert ID
		(SF 3.2:1)	(SF 4.0:1)				
5,0 mm	11,2 mm	1.285 bar	1.035 bar	4.140 bar	250 mm	0,256 kg/m	2,5 mm
0,20 inch	0,44 inch	18.620 psi	15.000 psi	60.000 psi	9,84 inch	0,172 lbs/ft	0,10 inch


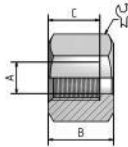
Part no.	Thread	Material	Dimensions (mm)				Sleeve
			A	B	C	⚙	
<b>Sleeve</b>							
10540101	-	Steel	15	49	-	-	
10540105	-	AISI 316Ti	15	49	-	-	


Part no.	Thread	Material	Nut	Dimensions (mm)				Insert
				A	B	C	⚙	
<b>HP fitting</b>								
40540211B	1/4"x28UNF LH	Steel	-	2,5	83	14	-	
40540215B	1/4"x28UNF LH	AISI 316Ti	-	2,5	83	14	-	
40540205B	3/8"x24UNF LH	AISI 316Ti	-	2,5	90	20	-	
40540225B	9/16"x18UNF LH	AISI 316Ti	-	2,5	103	24	-	

Part no.	Thread	Material	Nut	Dimensions (mm)				Insert
				A	B	C	⚙	
<b>Male fitting</b>								
30540401B	1/4"x18NPTF	Steel	-	2,5	71	14	14	

Part no.	Thread	Material	Nut	Dimensions (mm)				Insert
				A	B	C	⚙	
<b>Male fitting 60° internal cone</b>								
30540301B	G1/4"	Steel	-	2,5	70	12	14	

Part no.	Thread	Material	Nut	Dimensions (mm)				Insert
				A	B	C	⚙	
<b>Male fitting 100° external cone</b>								
30540361B	G1/4"	Steel	-	2,5	76	18	17	
<b>Male fitting for USIT® Ring</b>								
30540351B	G1/4"	Steel	-	2,5	68,5	11	22	
<b>Female swivel 24°/60°</b>								
20540301B	G1/4"	Steel	50540301	2,5	62	-	19	
20540305B	G1/4"	AISI 316Ti	50540305	2,5	62	-	19	
20540101B	M14x1.5	Steel	50540101	2,5	62	-	19	
<b>Female swivel with O-Ring</b>								
20540041B	M20x1.5	Steel	50860201	2,5	77	-	27	
<b>Type M female swivel</b>								
20540641B	9/16"x18UNF	Steel	50540601	2,5	64	-	19	
20540645B	9/16"x18UNF	AISI 316Ti	50540605	2,5	64	-	19	

Part no.	Thread	Material	Relief bores	Dimensions (mm)				Swivel nut
				A	B	C		
<b>Swivel nut</b>								
50540601	9/16"x18UNF	Steel	1 radial	9,2	18	14	19	
50540605	9/16"x18UNF	AISI 316Ti	1 radial	9,2	18	14	19	
50540301	G1/4"	Steel	1 radial	9,2	16,5	8,5	19	
50540305	G1/4"	AISI 316Ti	1 radial	9,2	16,5	8,5	19	
50540101	M14x1.5	Steel	1 radial	9,2	16,5	8,5	19	
50860201	M20x1.5	Steel	1 radial	12,2	22	12	27	

Part no.	Mesh length (mm)	Overall length (mm)	Breaking strength (kN)	Suitable for SPIR STAR® hose outer diameter (mm)	Hose securing grip
9056400	600,00	740,00	10,20	10-15	

Production-related variations of the burst pressure of up to 5 % are possible. Other colours upon request.

Maximum test pressure 1560 bar/22620 psi.

The safety factors between the burst pressure and the working pressure as well as the test pressure depend on the operating conditions. For gaseous media the outer cover is to be pinpricked.

Regarding the safety factor for gaseous media please contact your local SPIR STAR® assembling center.

The indicated working pressure refers to the hose only. Depending on the used fitting the permitted working pressure of a hose assembly may be less.

We reserve our rights for technical changes without notice. Subject to printing errors.