

# Hose Type I6/6

IDI6 - Series: C



## Applications

- Waterblast:** Surface preparation (concrete removal, surface cleaning of buildings, paint removal), tank and vessel cleaning
- Hydraulics:** Pressure test equipment (valves, tooling and control panels), hydraulic tools (instrumentation packages for gauges, control of service equipment, hydraulic jacks, hydraulic tools)
- Oil and Gas:** Grease injection, chemical injection, nitrogen service, Gaseous media handling



## Technical Information

- Inner Core:** Polyamide (PA)
- Pressure Support:** 6 layers of high-tensile steel wire
- Outer Cover:** Polyamide (PA)
- Colour:** Blue
- Temperature:** -30°C to +60°C [-22°F to 140°F]


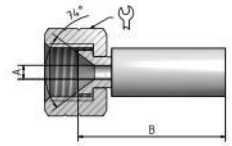
Ø ID	Ø OD	Working Pressure (SF 2.5:1)	--	Burst Pressure	Bend Radius	Weight	Insert ID
15,9 mm	27,7 mm	1.520 bar	--	3.800 bar	320 mm	1,480 kg/m	10,5 mm
0,63 inch	1,09 inch	22.040 psi	--	55.100 psi	12,60 inch	0,992 lbs/ft	0,41 inch


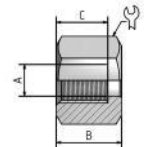
Part no.	Thread	Material	Dimensions (mm)				⚙	Sleeve
			A	B	C			
<b>Sleeve</b>								
I1660102	-	Steel	35	68	-	-		

Part no.	Thread	Material	Nut	Dimensions (mm)				⚙	Insert
				A	B	C			
<b>HP fitting</b>									
41660114C	M18x1.5 LH	Stainless steel	-	10,5	141	28	-		

Part no.	Thread	Material	Nut	Dimensions (mm)				⚙	Insert
				A	B	C			
<b>Female swivel with O-Ring</b>									
21660104C	M30x2	Stainless steel	51640201	10,5	98	-	41		

Part no.	Thread	Material	Nut	Dimensions (mm)				⚙	Insert
				A	B	C			
<b>Type M female swivel</b>									
21660604C	1 5/16"x12UN	Stainless steel	52040645	10,5	100	-	46		

Part no.	Thread	Material	Nut	Dimensions (mm)				Insert
				A	B	C		
<b>JIC female swivel</b>								
21660644C	I 5/16"x12UN	Stainless steel	52040605	10,5	94	-	46	

Part no.	Thread	Material	Relief bores	Dimensions (mm)				Swivel nut
				A	B	C		
<b>Swivel nut</b>								
52040605	I 5/16"x12UN	AISI 316Ti	I radial	25,5	34,5	14,5	46	
52040645	I 5/16"x12UN	AISI 316Ti	I radial	25,5	31,5	11,5	46	
51640201	M30x2	Steel	I radial	20,5	28	15	41	

Part no.	Size (mm)	Material	Crimp ring		<b>Hose protection</b>
----------	-----------	----------	------------	--	------------------------

<b>Hose protection without spiral</b>					
---------------------------------------	--	--	--	--	--

1.904252	ID Ø42, OD Ø52	PVC	1005560		
----------	----------------	-----	---------	--	--



<b>Hose protection with spiral</b>					
------------------------------------	--	--	--	--	--

1.914051	ID Ø40, OD Ø47	PVC	1005054		
1.915158	ID Ø50, OD Ø58	PVC	1006064		



Part no.		Material	Crimp ring		Dimensions (mm)		<b>Bend restrictor</b>
					Ø	Length	

<b>TPU bend restrictor</b>							
----------------------------	--	--	--	--	--	--	--


1.953845		PUR	1005257		56	350		
----------	--	-----	---------	--	----	-----	--	--



Part no.	Mesh length (mm)	Overall length (mm)	Breaking strength (kN)	Suitable for SPIR STAR® hose outer diameter (mm)		<b>Hose securing grip</b>
----------	------------------	---------------------	------------------------	--	--	---------------------------

<b>Hose securing grip short version</b>						
---	--	--	--	--	--	--

9136400	600,00	800,00	24,30	25-30		
---------	--------	--------	-------	-------	--	--



<b>Accessories combinations</b>				
---------------------------------	--	--	--	--

<b>Without hose protection</b>				
--------------------------------	--	--	--	--

Description	Bend restrictor	Crimp ring	Securing grips	
Securing grip	-	-	9136400	

<b>Hose protection without spiral</b>				
---------------------------------------	--	--	--	--

Description	Protection hose	Bend restrictor	Crimp ring	Securing grips
Protection hose	1.904252	-	1005054	-
with bend restrictor	1.904252	1.953845	1005257	-
with securing grip	1.904252	-	-	9136400

<b>Hose protection with spiral</b>				
------------------------------------	--	--	--	--

Description	Protection hose	Bend restrictor	Crimp ring	Securing grips
Protection hose	1.914051	-	1005054	-
with bend restrictor	1.915158	1.953845	1005257	-
with securing grip	1.914051	-	-	9136400

*Production-related variations of the burst pressure of up to 5 % are possible. Other colours upon request.  
 The safety factors between the burst pressure and the working pressure as well as the test pressure depend on the operating conditions. For gaseous media the outer cover is to be pinpricked.  
 Regarding the safety factor for gaseous media please contact your local SPIR STAR® assembling center.  
 The indicated working pressure refers to the hose only. Depending on the used fitting the permitted working pressure of a hose assembly may be less.  
 \*) Blast-Pro® fittings may only be used for tube cleaning operations inside the tube. They have not been designed for the use outside of tubes.  
 We reserve our rights for technical changes without notice. Subject to printing errors.*