

Hose Type I3/4H

IDI3 - Series: B and C



Applications

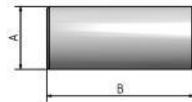
- Waterblast:** Heat exchanger tube cleaning, surface preparation (concrete removal, surface cleaning of buildings, paint removal), tank and vessel cleaning, ultra high-pressure waterjet cutting and hydro demolition (cutting and demolition of armoured concrete, pipelines, paper or steel)
- Hydraulics:** Pressure test equipment (valves, tooling and control panels), hydraulic tools (instrumentation packages for gauges, control of service equipment, hydraulic jacks, hydraulic tools)
- Oil and Gas:** Grease injection, chemical injection, control of subsea hydraulic components, nitrogen service, Gaseous media handling

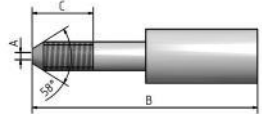


Technical Information


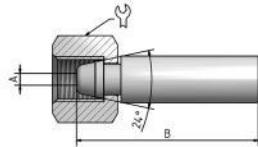
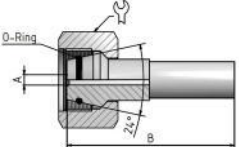
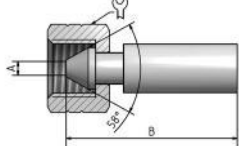
- Inner Core:** Polyamide (PA)
Pressure Support: 4 layers of high-tensile steel wire
Outer Cover: Polyamide (PA)
Colour: Grey
Temperature: -30°C to +60°C [-22°F to 140°F]


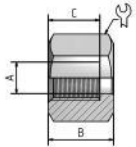
Ø ID	Ø OD	Working Pressure (SF 2.5:1)	Burst Pressure	Bend Radius	Weight	Insert ID
12,8 mm	22,0 mm	1.400 bar	3.500 bar	200 mm	0,880 kg/m	7,5 mm
0,50 inch	0,87 inch	20.300 psi	50.750 psi	7,87 inch	0,590 lbs/ft	0,30 inch

Part no.	Thread	Material	Dimensions (mm)				Sleeve
			A	B	C	⚙	
11340232	-	Steel	29,5	63	-	-	

Part no.	Thread	Material	Nut	Dimensions (mm)				Insert
				A	B	C	⚙	
HP fitting								
41360214C	9/16"x18UNF LH	Stainless steel	-	7,5	118	24	-	

MP fitting								
41360204C	3/4"x16UNF LH	Stainless steel	-	7,5	121	25	-	

Part no.	Thread	Material	Nut	Dimensions (mm)				Insert
				A	B	C		
Female swivel 24°/60°								
21340314B	G1/2"	Stainless steel	51060315, 51060311	7,5	81	-	27	
Female swivel with O-Ring								
21360244C	M24x1.5	Stainless steel	51320205, 51321206	7,5	89	-	32	
Type M female swivel								
21360644C	1"x12UNF	Stainless steel	51360645, 51360641, 51360643	7,5	84	-	32	

Part no.	Thread	Material	Relief bores	Dimensions (mm)				Swivel nut
				A	B	C		
Swivel nut								
51360641	1"x12UNF	Steel	1 radial	16,8	28	22	32	
51360643	1"x12UNF	Stainless steel	1 radial	16,8	28	22	32	
51360645	1"x12UNF	AISI 316Ti	1 radial	16,8	28	22	32	
51060311	G1/2"	Steel	1 radial	16,7	23,5	13,5	27	
51060315	G1/2"	AISI 316Ti	1 radial	16,7	23,5	13,5	27	
51321206	M24x1.5	Steel	2 axial	16,8	23	16	32	
51320205	M24x1.5	AISI 316Ti	1 radial	16,8	23	16	32	

Part no.	Size (mm)	Material	Crimp ring		Hose protection
----------	-----------	----------	------------	--	------------------------

Hose protection without spiral					
---------------------------------------	--	--	--	--	--


I.903037	ID Ø30, OD Ø39	PVC	1003941		
I.903542	ID Ø35, OD Ø42	PVC	-		

Hose protection with spiral					
------------------------------------	--	--	--	--	--

I.913038	ID Ø30, OD Ø38	PVC	1004145		
I.913240	ID Ø32, OD Ø40	PVC	-		

Part no.	Mesh length (mm)	Overall length (mm)	Breaking strength (kN)	Suitable for SPIR STAR® hose outer diameter (mm)	Hose securing grip
----------	------------------	---------------------	------------------------	--	---------------------------

Hose securing grip short version					
---	--	--	--	--	--

9106400	600,00	800,00	20,40	20-25	
---------	--------	--------	-------	-------	---

Accessories combinations					
---------------------------------	--	--	--	--	--

Without hose protection					
--------------------------------	--	--	--	--	--

Description	Bend restrictor	Crimp ring	Securing grips
Securing grip	-	-	9106400

Hose protection without spiral					
---------------------------------------	--	--	--	--	--

Description	Protection hose	Bend restrictor	Crimp ring	Securing grips
Protection hose	I.903037	-	1003941	-
with securing grip	I.903542	-	-	9106400

Hose protection with spiral					
------------------------------------	--	--	--	--	--

Description	Protection hose	Bend restrictor	Crimp ring	Securing grips
Protection hose	I.913038	-	1004145	-
with securing grip	I.913240	-	-	9106400

Production-related variations of the burst pressure of up to 5 % are possible. Other colours upon request.
 The safety factors between the burst pressure and the working pressure as well as the test pressure depend on the operating conditions. For gaseous media the outer cover is to be pinpricked.
 Regarding the safety factor for gaseous media please contact your local SPIR STAR® assembling center.
 The indicated working pressure refers to the hose only. Depending on the used fitting the permitted working pressure of a hose assembly may be less.
 *) Blast-Pro® fittings may only be used for tube cleaning operations inside the tube. They have not been designed for the use outside of tubes.
 We reserve our rights for technical changes without notice. Subject to printing errors.