

# Hose Type I3/2WPPA®

ID13 - Series: A



## Applications

- Hydraulics:** Hydraulic tools (instrumentation packages for gauges, control of service equipment, hydraulic jacks, hydraulic tools)
- Oil and Gas:** Methanol service (oil rigs, distribution panels, umbilicals), jumper/ subsea well control, chemical injection, nitrogen service, Gaseous media handling



## Technical Information

- Inner Core:** Polyvinylidenfluoride (PVDF)
- Pressure Support:** 2 open layers, 2 dense layers of high-tensile steel wire
- Outer Cover:** Polyamide (PA)
- Colour:** Dark green
- Temperature:** -20°C to +80°C [-4°F to 176°F]

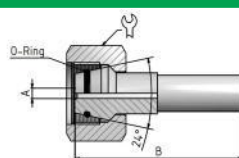
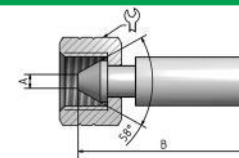
Ø ID	Ø OD	Working Pressure		Burst Pressure	Bend Radius	Weight	Insert ID
		(SF 3,5:1)	(SF 4,0:1)				
12,8 mm	20,8 mm	790 bar	690 bar	2.760 bar	300 mm	0,670 kg/m	8,5 mm
0,50 inch	0,82 inch	11.445 psi	10.000 psi	40.000 psi	11,81 inch	0,449 lbs/ft	0,33 inch

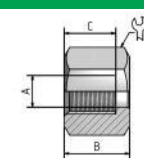
Part no.	Thread	Material	Dimensions (mm)				Sleeve
			A	B	C	⚙	
<b>Sleeve</b>							
I1330191W	-	Steel	27,2	58	-	-	
I1330195W	-	AISI 316Ti	27,2	58	-	-	


Part no.	Thread	Material	Nut	Dimensions (mm)				Insert
				A	B	C	⚙	
<b>MP fitting</b>								
41320205A	9/16"x18UNF LH	AISI 316Ti	-	8,5	109	12,7	-	

<b>Male fitting</b>								
31320401A	1/2"x14NPTF	Steel	-	8,5	90	18	22	
31320405A	1/2"x14NPTF	AISI 316Ti	-	8,5	90	18	22	

<b>Female swivel 24°/60°</b>								
21320311A	G1/2"	Steel	51060311	8,5	73	-	27	
21320315A	G1/2"	AISI 316Ti	51060315	8,5	73	-	27	

Part no.	Thread	Material	Nut	Dimensions (mm)				Insert
				A	B	C	⚙	
<b>Female swivel with O-Ring</b>								
21320101A	M22x1.5	Steel	51360221	8,5	85	-	30	
21320241A	M24x1.5	Steel	51321206	8,5	80	-	32	
21320245A	M24x1.5	AISI 316Ti	51320205	8,5	80	-	36	
<b>Type M female swivel</b>								
21320641A	1"x12UNF	Steel	51360641	8,5	74	-	32	
21320645A	1"x12UNF	AISI 316Ti	51360645, 51360643	8,5	74	-	32	

Part no.	Thread	Material	Relief bores	Dimensions (mm)				Swivel nut
				A	B	C	⚙	
<b>Swivel nut</b>								
51360641	1"x12UNF	Steel	1 radial	16,8	28	22	32	
51360643	1"x12UNF	Stainless steel	1 radial	16,8	28	22	32	
51360645	1"x12UNF	AISI 316Ti	1 radial	16,8	28	22	32	
51060311	G1/2"	Steel	1 radial	16,7	23,5	13,5	27	
51060315	G1/2"	AISI 316Ti	1 radial	16,7	23,5	13,5	27	
51360221	M22x1.5	Steel	1 radial	16,8	25	14	30	
51321206	M24x1.5	Steel	2 axial	16,8	23	16	32	
51320205	M24x1.5	AISI 316Ti	1 radial	16,8	23	16	32	

Part no.	Mesh length (mm)	Overall length (mm)	Breaking strength (kN)	Suitable for SPIR STAR® hose outer diameter (mm)	Hose securing grip
9086400	600,00	780,00	20,40	15-20	

Production-related variations of the burst pressure of up to 5 % are possible. Other colours upon request.

Maximum test pressure 1035 bar/15000 psi.

The safety factors between the burst pressure and the working pressure as well as the test pressure depend on the operating conditions. For gaseous media the outer cover is to be pinpricked.

Regarding the safety factor for gaseous media please contact your local SPIR STAR® assembling center.

The indicated working pressure refers to the hose only. Depending on the used fitting the permitted working pressure of a hose assembly may be less.

We reserve our rights for technical changes without notice. Subject to printing errors.